

STEPSAVER

Efficient & versatile personnel carrier



Photos may be shown with optional equipment.



Taylor-Dunn's Stepsaver provides personnel transportation for executives, supervisors, security, maintenance, mail carriers, and other workers whose jobs keep them on the go.

Stepsaver's versatile design allows you to convert the vehicle from personnel carrier to burden carrier in a matter of seconds. These vehicles can carry up to two people or 272 kg of load to the job site.

Standard features include horn, modularised control system, tiller-loop steering, on-board charger, and an all-welded steel unitised body and frame. Additional standard features on the SS-536 include head light, taillight, brake light, and flip-down passenger seat.

Features

- All-welded unitised steel body
- On-board charger
- Modularised control system
- Customisable to fit your application



STEPSAVER PERSONNEL CARRIER

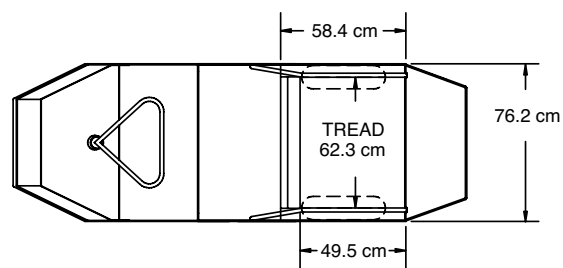
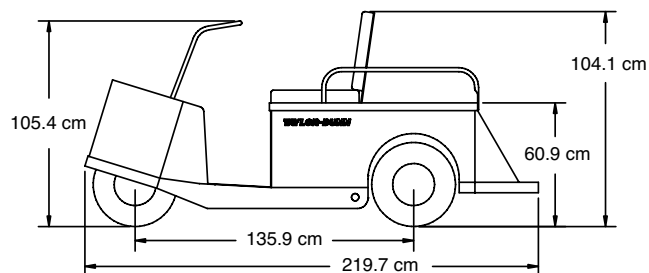
Performance

	SS-534	SS-536
LOAD CAPACITY	227 kg	272 kg
TOW CAPACITY	1927 kg	907 kg
MAX SPEED (UNLOADED)	16 km/h	14 km/h
TURNING RADIUS	190 cm	190 cm

*Based on Standard Configuration: Actual towing capacity is dependent on application, vehicle configuration, ballast weight, and operating environment.

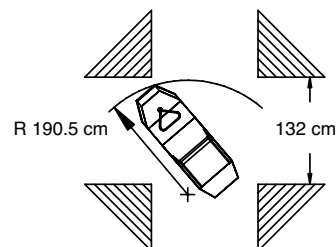
Dimensions

	SS-534	SS-536
OVERALL LENGTH	194 cm	220 cm
OVERALL WIDTH	76 cm	
HEIGHT (with cab)	105 cm (175cm)	
DECK HEIGHT	61 cm	
WHEEL BASE	136 cm	
DECK SIZE	69 x 43 cm	76 x 48 cm



Power supply / Drive train

MOTOR	24V, 935 rpm, DC, Series Wound, 4.5 hp
SYSTEM VOLTAGE	24V DC
TRANSMISSION	Transaxle Assembly, Sealed Helical Gear, 12:1 Reduction
BATTERIES	Four, 6V, 210 Amp-Hour, Lead Acid
CHARGER	Built-in, 24V, 600 Watt, 25 Amp, 110 VAC, w/ Interlock
CONTROLLER	275 Amp, Solid State Speed Controller
WIRING	Modular Harness Design, Weather Protected Connectors



Chassis

FRAME	Fully Welded Unitised 16 Gauge Diamond Plate Steel
STEERING	Tiller Loop, Manual
DRIVE AXLE	534: Belt Drive 536: Direct Drive
SUSPENSION	534: Front Shock Absorber, Rear Coil Springs 536: Coil Springs, Front and Rear
BRAKES	534: Center Brake Band 536: Drum with Foot Operated Parking Brake
TYRES	4.80 x 8 Load Range B Pneumatic

General

UNIT WEIGHT	534: 713 (323) 536: 701 (318)
SEATS	534: Seat Cushion, Black Vinyl 536: Seat Cushion, Back Rest Converts to Passenger Seat
INSTRUMENTATION	Battery Status Indicator, Forward / Reverse Selector Switch, Key Switch, Electric Horn, 12V DC / DC Converter (on with key switch)
LIGHT ACCESSORIES	536: Head light, taillight, brake light (optional on SS-534)
CONFORMANCE	Type E OSHA 1910.178, ANSI B56.8

Options

- Portable charger
- Smooth skin body
- Steel cab
- Strobe light
- Front bumper
- Diamond plate deck
- Battery watering system
- Hour meter
- Reverse alarm
- Geared steering
- Non-marking tyres
- Soft solid tyres
- Undercoating / galvanising
- Various hitches
- Optional paint colours

SS-534 Options

- Flip-down passenger seat
- Head / tail / brake lights

 **Toyota Material Handling Australia** 8 Secombe Place, Moorebank NSW 2170

 **1800 425 438**

 www.toyotamaterialhandling.com.au

